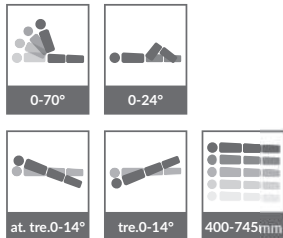


ELECTRIC INFINITE BED

4 MOTORS

79001




SIDE GUARD

With 220 mm height above mattress surface (maximum mattress thickness 100 mm), the safety side guards provide protection for patient from the risk of falling. Care giver can operate the side guards by just one hand. The Infinite side guards were designed to avoid entrapment.



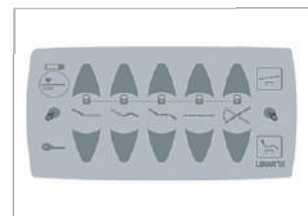
MATTRESS PLATFORM

The Infinite mattress platform is made of lightweight material and can easily be removed and installed for maintenance and cleaning purpose.



AUTO REGRESSION

With Auto Regression feature, the back-raise platform will move 110 mm backwards and 35 mm upwards when the backrest is raised. That way it gives more space in the patient's pelvic area, hence reduces pressure in the abdomen.



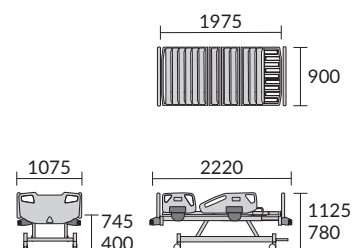
NURSE CONTROL

The nurse control is designed for easy operation for the care giver with lock feature that limits certain bed functions that can be adjusted by patient. With an extra-long cable of 3.5 m, the nurse control can support the care giver flexibly.

SPECIFICATIONS

Construction	Made with high quality steel section, and sheet construction utilizing the latest manufacturing techniques throughout.
Head & Foot End Panel	Polypropylene panels (Blow molding process).
Positions	Adjustable by nurse control: - Back-raise inclination: 0 - 70° with auto regression: ±140 mm. - Knee-raise inclination: 0 - 24°. - Mattress platform elevation: 400 (Lo) - 745 (Hi)mm. - Trendelenburg - anti trendelenburg: -14° - 14° - Electric CPR. - Auto contour. Bed extension: 200mm on footend chassis frame. Manual Quick Release
Battery Backup (approx.)	1 hour of use (depending on usage), 6 hours of charging.
Castor	5" Central lock double wheel castor.
I.V. Pole	Stainless steel sections - adjustable. Can be located in four different locations.
Accessories	- Accessories Railing - Angle Indicator - Bumper
Coating	Epoxy powder coating.
Max. Patient Weight	185 kg.
Safe Working Load	250 kg.
Net Weight (approx.)	144 kg.
Dimension (approx.)	(L) 2220 x (W) 1075 x (H) 780 - 1125 mm (overall without bed extension). (L) 1975 x (W) 900 x (H) 400-745 mm(on mattress platform).

DIMENSIONS (mm)



Product images are for illustrative purposes only and color may differ from the actual product.
Specifications subject to change without prior notice



MDSS GmbH
Schiffgraben 41
30175 Hannover, Germany



Eff. Date 20-11-2023



Marketing Office :
Gran Rubina Business Park Lt. 22C. Komp. Rasuna Epicentrum, Jl. HR Rasuna Said - Jakarta 12940
Ph. +62-21-837 00 555. Fax. +62-21-837 00 355, Email: mak@cbn.net.id/marketing@mak-techno.com
www.mak-techno.com